


Need Health Insurance?



You and your family may be able to get free or low-cost public health insurance.

Find a facilitated enroller near Brooklyn who can help you apply.

Brooklyn Perinatal Network, Inc.

76 Nevins Street
Brooklyn, NY 11217
(718) 643-8258

Make the Road by Walking

301 Grove Street
Brooklyn, NY 11691
(718) 418-7651 ext. 229 or ext. 239

Metropolitan Council on Jewish Poverty

80 Maiden Lane, 21st Floor
New York, NY 10038
(212) 453-9532

NYC Dept. of Health and Mental Hygiene

Div. of HCA, Bur. HIS,
161 Williams St., 6th Floor
New York, NY 10038
(212) 788-5657

Public Health Solutions

(Call for Hours.)
387 Graham Avenue
Williamsburg, NY 11211
(718) 943-6604

or

2555 Ocean Avenue, 2nd Floor
Brooklyn, NY 11229
(347) 274-0665

or

366 86th Street
Bay Ridge, NY 11209
(347) 274-0705

Ridgewood Bushwick Senior Citizens Council, Inc.

217 Wyckoff Avenue
Brooklyn, NY 11237
(718) 366-3800


Yeled V'Yalda Early Childhood Center

1312 38th St., 2nd Floor
Brooklyn, New York, 11218
(718) 686-3700 Ext. 2119

You can also call (877) 698-4543 or (877) 898-5849 (TTY line for hearing impaired) for more information about public health insurance, or to find an enroller in your area.



Documentation Needed to Apply



To prove Citizenship, Identity, AND Age (one of the following):

- U.S. Passport
- Certificate of naturalization
- Certificate of U.S. citizenship
- New York State enhanced driver's license
- Legal permanent resident card ("green card")
- Employment Authorization Card



If none of these documents are available, submit ONE document from EACH of the following categories:

To prove citizenship:

- U.S. Birth Certificate
- Certification of birth issued by Department of State
- Religious/school records



+

AND


To prove identity:

- State driver's license or I.D.
- Official school records
- School photo I.D.



Proof of Residency (one of the following):

- Postmarked envelope/postcard*
 - Utility bill
 - Letter from landlord
 - Official I.D. with address*
- *Must be dated within the last six months



Proof of Income (all applicable):

- Paycheck stubs from last four consecutive weeks
- Letter from employer (if unable to provide pay stubs)
- Signed income tax return (if between January and April)
- Benefit checks (SSI, SSD, Unemployment)
- Child support

Employee Pay Stub

Sunny Valley SD - 12 Sunny

Days	Other	Marital	Exempts	Tot Salary	T
0.00	1.00	Single	2	2933.69	
Pay	Federal Tax	Soc Sec Tax	Medicare Tax	State	
933.69	468.95	187.47	43.84		
916.42	1366.49	557.90	130.47		